


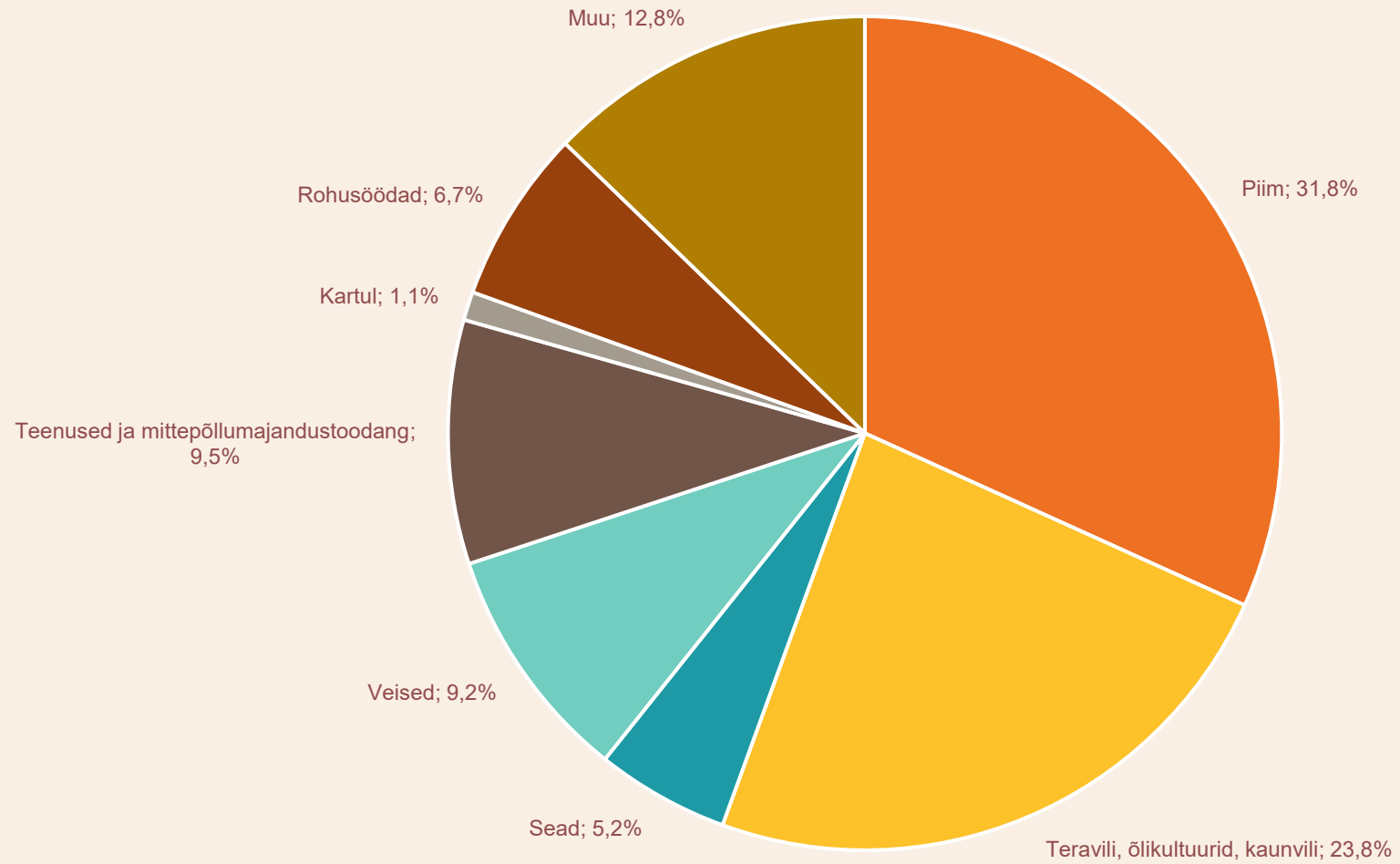
Teraviljafoorum 2026: Põllumajanduse majandusprognosis

Brit Padjus
Swedbanki põllumajandussektori juht



Kaasrahastanud
Euroopa Liit

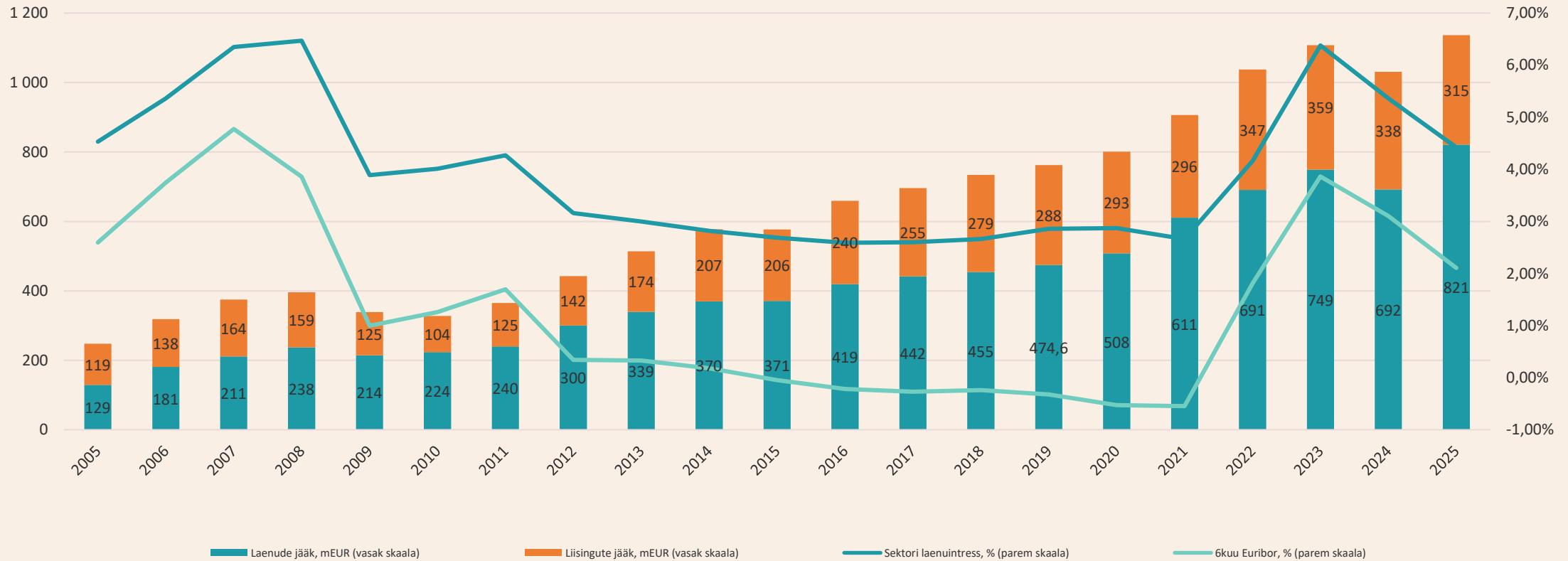
Põllumajanduse majandusharu toodangu jaotus



Laenude ja liisingute jääk sektoris ning intressimäärad

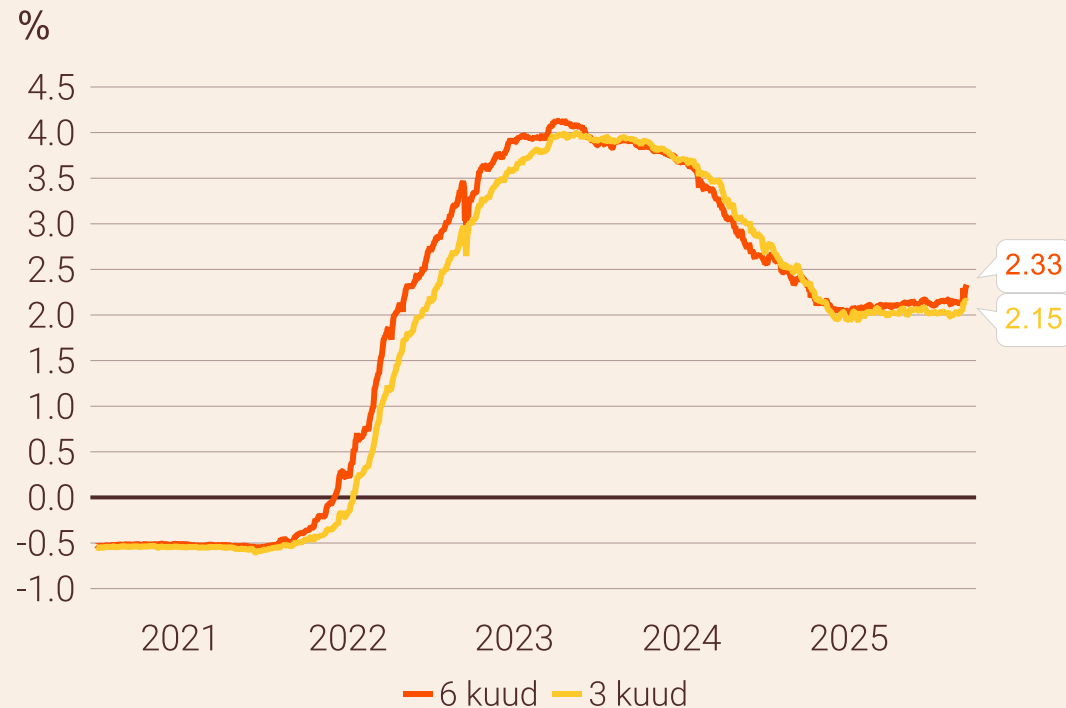
Kohustused ja intressimäärad

Põllumajandus, metsamajandus ja kalapüük



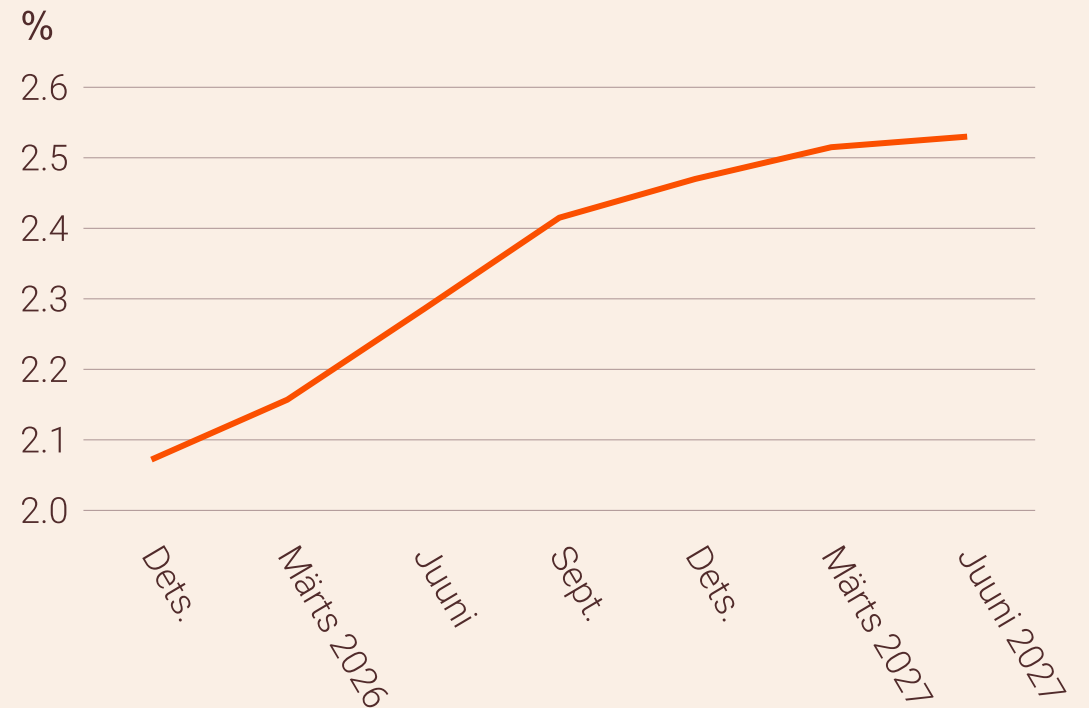
Finantsturud oodatavad sel aastal ECB intressimäärade kergitamist

3 ja 6 kuu euribor



Allikad: Swedbank Research & Macrobond

3 kuu euribori futuur



Allikad: Swedbank Research & Macrobond

Energiahinnad on viimastel nädalatel kiiresti tõusnud, kuid toormeturud peavad seda ajutiseks

Nafta ja maagaasi hinnad

USD/b (vas.t.), EUR/MWh (par.t.)



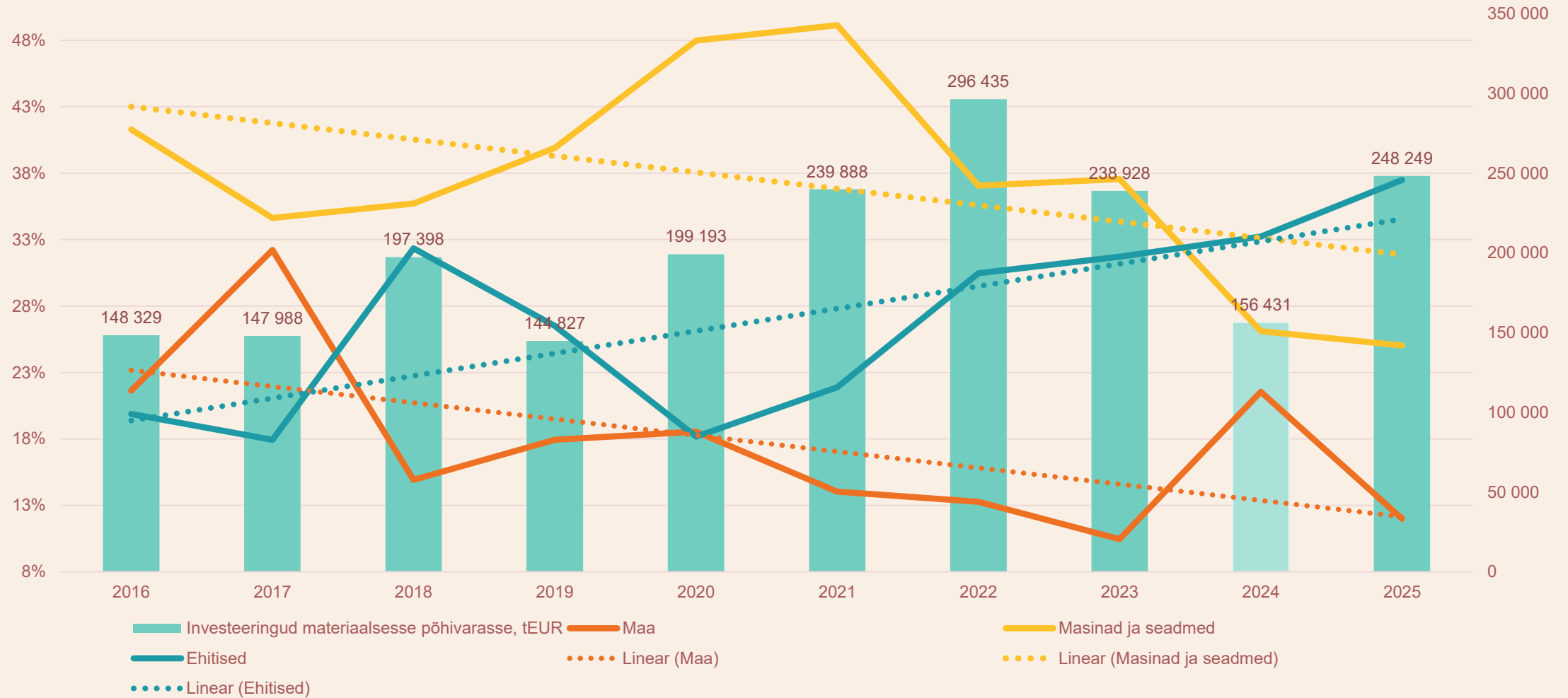
Allikad: Swedbank Research & Macrobond

The background of the slide is a close-up photograph of green oak leaves. The leaves are vibrant green with prominent veins and characteristic lobed edges. They are arranged in a dense, overlapping pattern, filling the entire frame. A white rectangular box is centered on the slide, containing the text.

Kuhu peamiselt
investeeritakse?

Investeeringute jaotus

Taime- ja loomakasvatusevõtted



Maa-ameti haritava maa hinnastatistika 2025, 2024 vs 2021

Haritav maa⁷

Haritava maa tehingud maakondades

| Piirkond | Arv | Kogu-pindala (ha) | Keskmine pindala (ha) | Tehingute summa (€) | Keskmine hind (€/ha) | Mediaan (€/ha) | Standard-hälve (€/ha) | Minimaalne hind (€/ha) | Maksimaalne hind (€/ha) |
|--------------------|-----|-------------------|-----------------------|---------------------|----------------------|----------------|-----------------------|------------------------|-------------------------|
| Harju maakond | 15 | 118 | 4,5 | 716 700 | 5 847 | 5 981 | 1 864 | 2 595 | 9 763 |
| Hiiu maakond | 5 | 35 | 3,8 | 133 625 | 3 785 | 3 594 | 790 | 3 187 | 5 157 |
| Ida-Viru maakond | 6 | 24 | 7,0 | 117 107 | 4 814 | 5 205 | 2 211 | 2 163 | 7 870 |
| Jõgeva maakond | 14 | 145 | 7,2 | 987 606 | 6 608 | 6 918 | 1 769 | 3 220 | 8 572 |
| Järva maakond | 15 | 234 | 5,8 | 1 632 995 | 7 012 | 6 634 | 1 088 | 5 572 | 9 825 |
| Lääne maakond | 12 | 87 | 3,8 | 437 693 | 5 223 | 5 614 | 1 422 | 2 428 | 7 000 |
| Lääne-Viru maakond | 34 | 514 | 5,7 | 3 259 827 | 6 920 | 6 904 | 1 493 | 4 107 | 10 004 |
| Põlva maakond | 11 | 86 | 4,3 | 684 046 | 7 672 | 7 803 | 1 305 | 5 532 | 10 000 |
| Pärnu maakond | 12 | 97 | 5,0 | 564 600 | 5 942 | 5 734 | 1 249 | 3 935 | 7 924 |
| Rapla maakond | 14 | 180 | 5,5 | 953 520 | 6 002 | 6 013 | 849 | 4 669 | 7 581 |
| Saare maakond | 19 | 101 | 3,8 | 435 086 | 4 371 | 4 246 | 1 223 | 2 184 | 6 863 |
| Tartu maakond | 28 | 317 | 4,5 | 2 419 900 | 7 307 | 7 676 | 1 806 | 3 199 | 9 763 |
| Valga maakond | 13 | 152 | 5,7 | 1 077 597 | 6 579 | 7 072 | 2 011 | 2 962 | 8 788 |
| Viljandi maakond | 23 | 220 | 5,3 | 1 406 570 | 6 419 | 6 996 | 1 438 | 2 657 | 8 362 |
| Võru maakond | 10 | 63 | 6,0 | 397 795 | 6 220 | 6 552 | 1 251 | 3 684 | 7 976 |
| Eesti kokku | 231 | 2 373 | 5,0 | 15 224 649 | 6 294 | 6 530 | 1 748 | 2 163 | 10 004 |

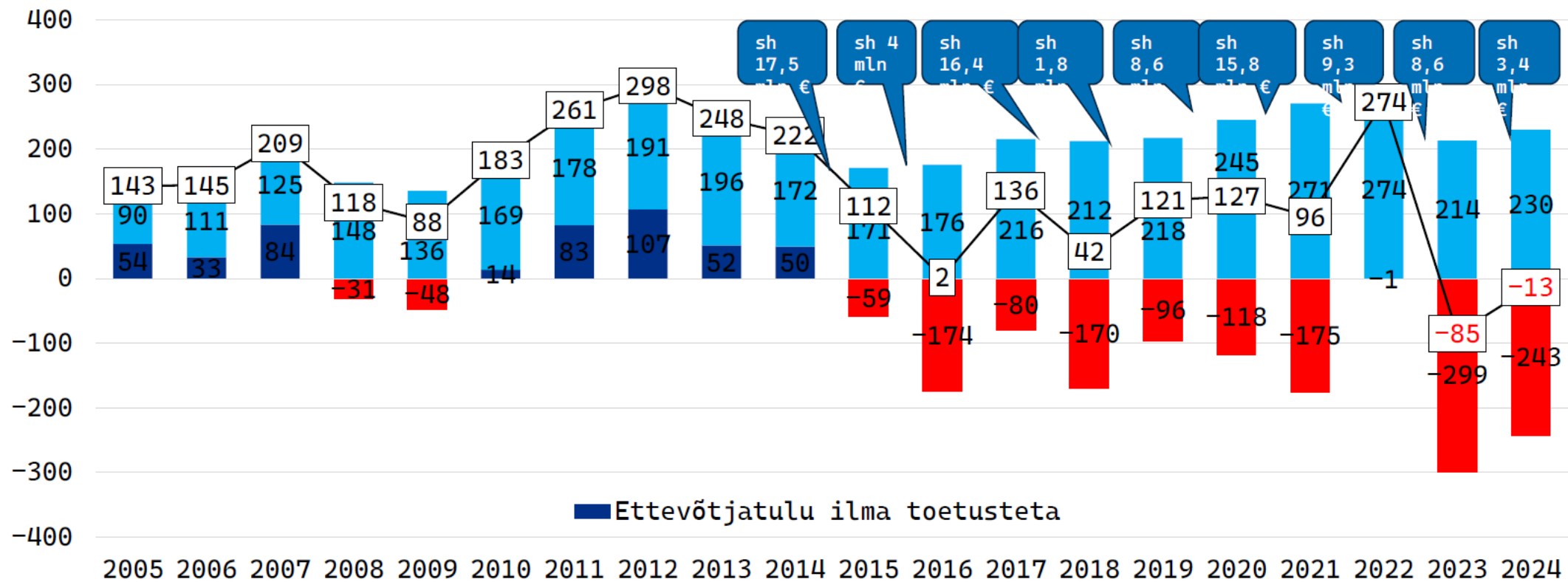
| Keskmine hind (€/ha) | Mediaan (€/ha) |
|----------------------|----------------|
| 5 676 | 5 833 |
| 4 297 | 3 701 |
| 4 483 | 4 700 |
| 6 717 | 6 772 |
| 6 620 | 6 793 |
| 5 862 | 5 899 |
| 7 237 | 7 047 |
| 8 049 | 8 310 |
| 6 019 | 6 053 |
| 6 511 | 6 245 |
| 3 904 | 3 866 |
| 6 985 | 7 279 |
| 6 852 | 6 874 |
| 6 181 | 5 624 |
| 6 281 | 6 294 |
| 6 430 | 6 553 |

| Keskmine hind (€/ha) | Mediaan (€/ha) |
|----------------------|----------------|
| 3 954 | 3 796 |
| 2 513 | 2 517 |
| 3 244 | 3 085 |
| 4 369 | 4 493 |
| 4 727 | 4 708 |
| 3 681 | 3 604 |
| 4 474 | 4 327 |
| 4 764 | 4 830 |
| 3 828 | 3 880 |
| 4 126 | 4 131 |
| 3 153 | 2 938 |
| 4 744 | 4 663 |
| 3 881 | 3 582 |
| 4 453 | 4 778 |
| 3 505 | 3 340 |
| 4 140 | 4 123 |

The background of the slide is a close-up photograph of green oak leaves. The leaves are vibrant green and have a distinctively lobed or scalloped edge. They are arranged in a dense, overlapping pattern, with some leaves in sharp focus and others blurred in the background, creating a sense of depth. The lighting is natural, highlighting the texture and veins of the leaves.

Vaade sektorile pankuri silme läbi

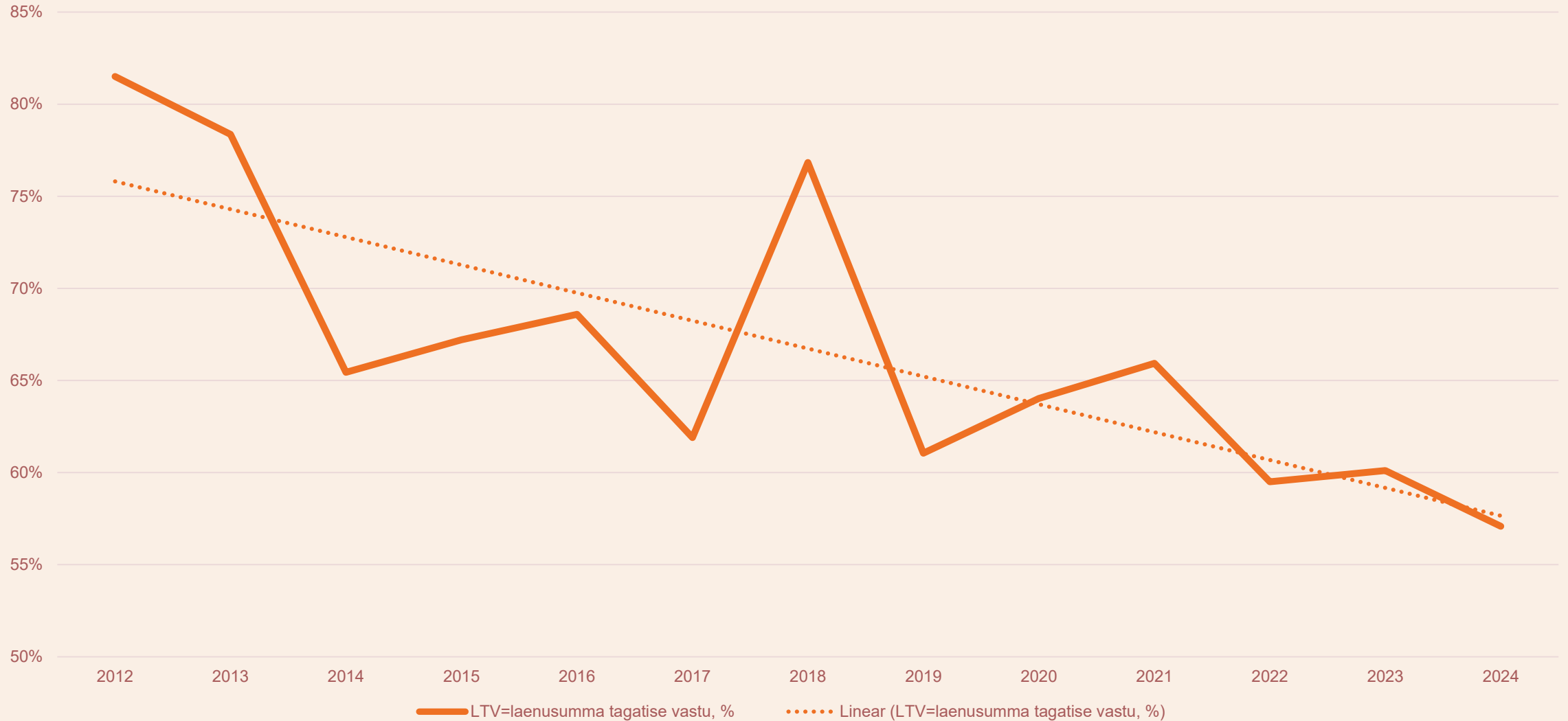
Põllumajandussektori ettevõtjatulu on viimased aastad miinuses



Allikas: SA

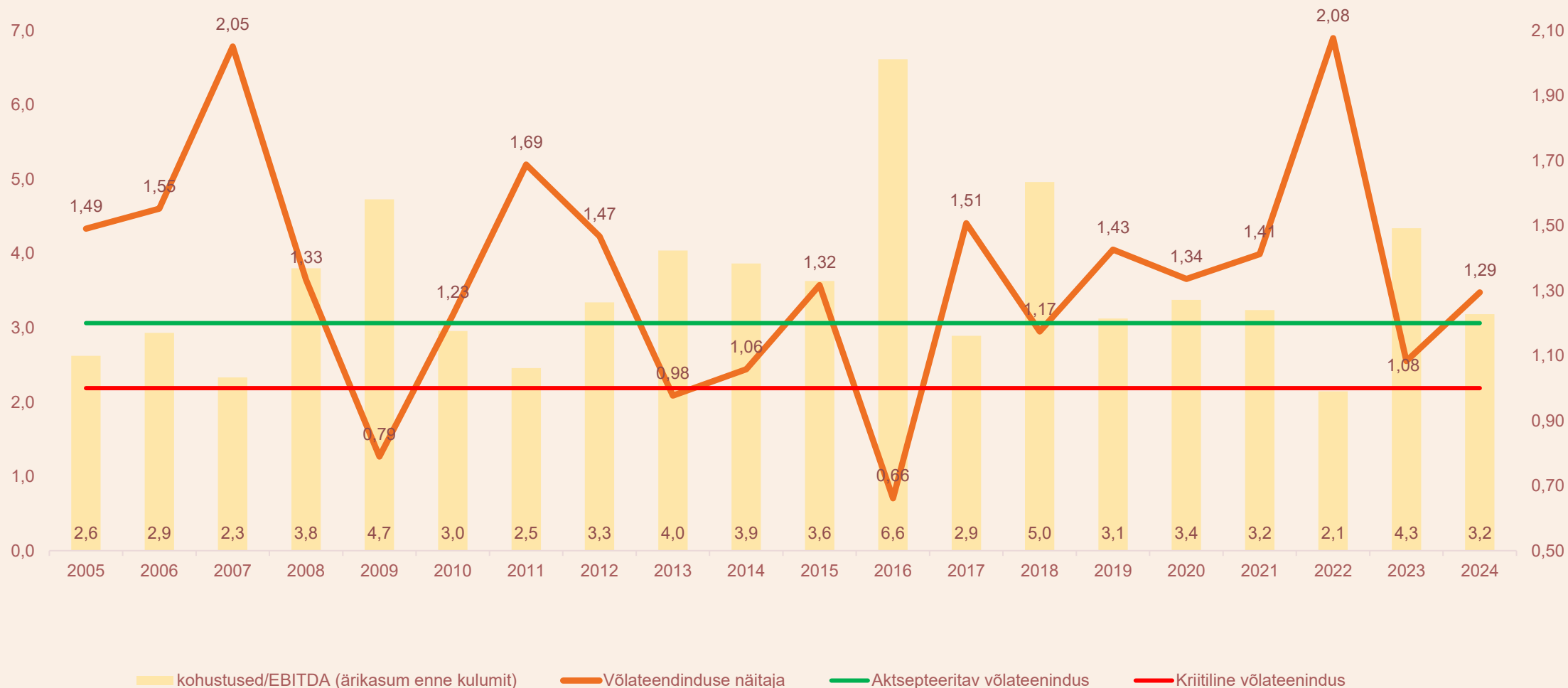
Tagatus

(taime- ja loomakasvatus)



Võlateenindus ja kohustused

(taime- ja loomakasvatus)



Kokkuvõte

- Sektoril on vara, kuid varade tootlikkus on madal
- Sektori maksevõime on piiripealne
- Teraviljakasvatajatel on kuhjunud võlad suured
- Võlgade klaarimiseks tuleb mõnel teha raskeid otsuseid
- Edukamad on need, kes oskavad arvutada ja teha numbrite pealt paremaid otsuseid

The background of the slide is a close-up photograph of green oak leaves. The leaves are vibrant green and have a distinct lobed shape. They are arranged in a dense, overlapping pattern, with some leaves in sharp focus and others blurred in the background, creating a sense of depth. The lighting is natural, highlighting the texture and veins of the leaves.

Mida toob tulevik?

Swedbank ja põllumajandus





Aitäh!

Brit.Padjus@swedbank.ee
telefon: 58588759